



C - PS




C - GGC



C - FSV



C - TMBV



C - FBV



C - CBV



C - MMBV



C - FWBV



C - BFV





C - DOV



C - TOV



C - CPS





603699)

1 API 6A

2家

于2022年建成投 了 威流体控制工厂,3家

1家

1个技

Ansys, Fe-safe, CF-design, Siemens PLM和NX等)

SAP系

80家海外代理及分

ISO API

ISO 9001 API 6A API 6D API 600

CE - PED UK CA

TA-Luft API 624 ISO 15848

API 607 API 6FA



NORSOK



ISO 9001



CE/PED



TA Luft



ABS



API 6D



AD 2000

1

2-3

4-7

8-9

10-11

12-13

12-13 &

14



①

in	1/2	3/4	1	1-1/2	2	2-1/2	3	4	6	8	10	12
mm	15	20	25	40	50	65	80	100	150	200	250	300
in	14	16	18	20	24	26	28	30	32	34	36	40
mm	350	400	450	500	600	650	700	750	800	850	900	1000

in	2*1-1/2	2-1/2*2	3*2	4*3	5*3	6*4	8*6	10*8	12*10	14*10	16*12	18*14	20*16
mm	50*40	65*50	80*50	100*80	125*80	150*100	200*150	250*200	300*250	350*250	400*300	450*350	500*400
in	22*18	24*20	26*20	28*24	30*24	32*26	34*28	36*30	38*32	40*34	42*36	46*40	48*42
mm	550*450	600*500	650*500	700*600	750*600	800*650	850*700	900*750	950*800	1000*850	1050*900	1150*1000	1200*1000

② & ③

L			(Mpa)
	1	150	2
	3	300	5
	4	400	6.8
	6	600	10

④

R		B		N	NPT螺
J	RTJ法兰	S		SN	()/ ()

⑤

L		BS	
G			
M			
P			

⑥

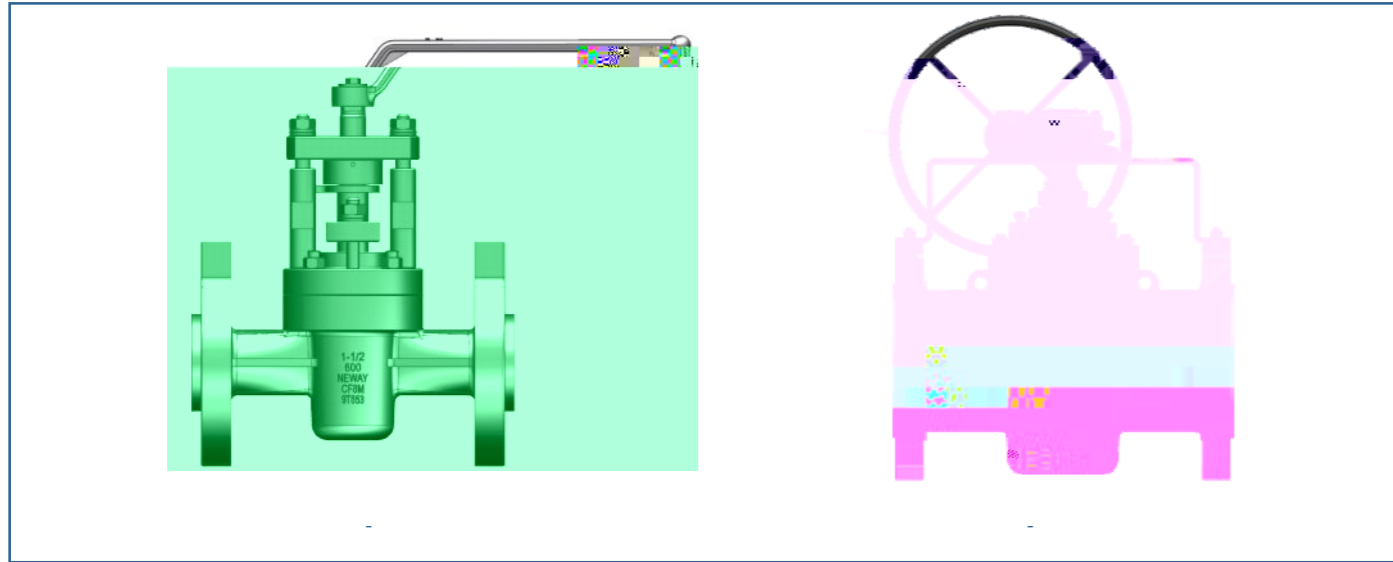
	CZ100	M35-1	M35-2	M30H	M25S	M30C
	CY40	CW12MW	CW6M	N12MW	N7M	N3M
	CW2M	CW6MC	CX2MW	CU5MCuC	CX2M	

⑦

1	PTFE	Z1	CF8	Z1	CF8
2	RPTFE	Z2	CF8M	Z2	CF8M
		Z3	CF3	Z3	CF3
		Z4	CF3M	Z4	CF3M
		Z5	4A	Z5	4A
		Z6	CW6MC	Z6	CW6MC
		Z7	CT15C	Z7	CT15C
		14	17-4PH	56	H.B3
		21	F321	62	H.C276
		22	F304	63	ALLOY 20
		24	F316LN-MOD	64	H.B2
		25	F316Ti	65	B381 F5
		26	F316/F316L	69	904L
		30	F304/F304L		
		2X	FXM-19		
		40	F51-NC		
		56	H.B3		
		62	H.C276		
		63	ALLOY 20		
		64	H.B2		
		65	B381 F5		
		69	904L		

NPS 1/2~24, Class150~600,

360°唇



ASME B16.34要求, 并在此基

NEWAY可以提供多

PTFE、RPTFE, 体盖密封如O-Ring密封、

Lip Seal密封、

O-Ring密封、Lip Seal密封、低逸散填料

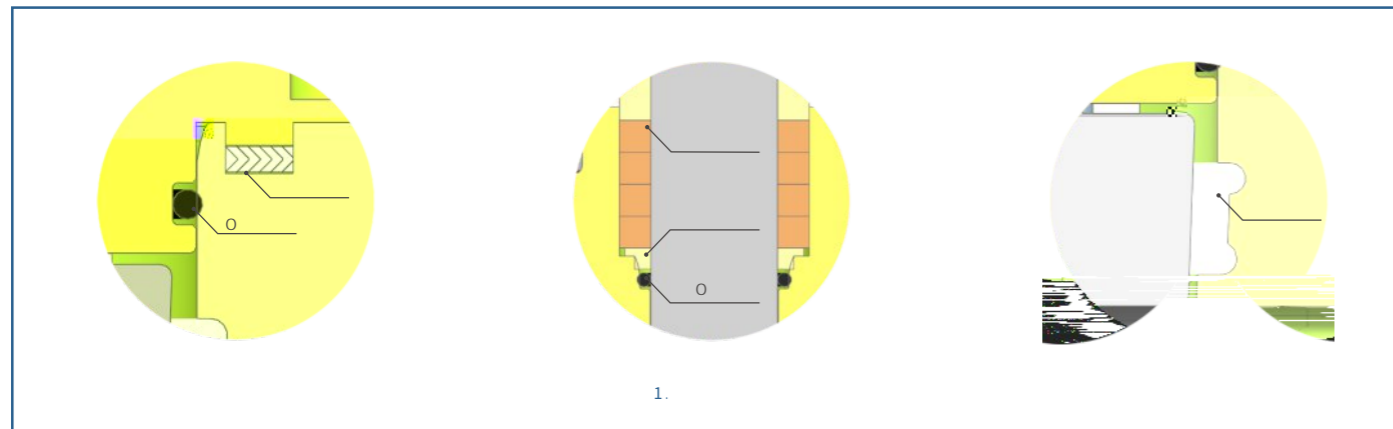
+O-Ring

ISO 15848

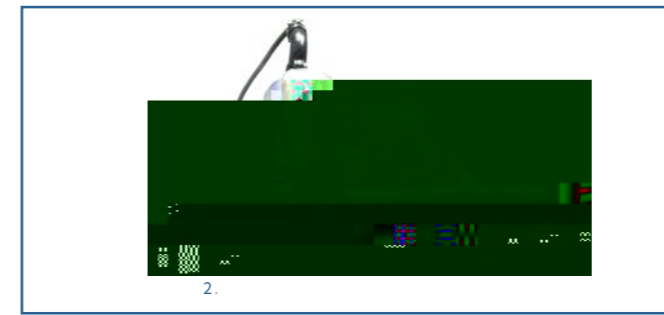
;

+Lip seal密封, 也可根据客

1



1.



2.

0.02mm

Ra0.2μm以下。三坐

2

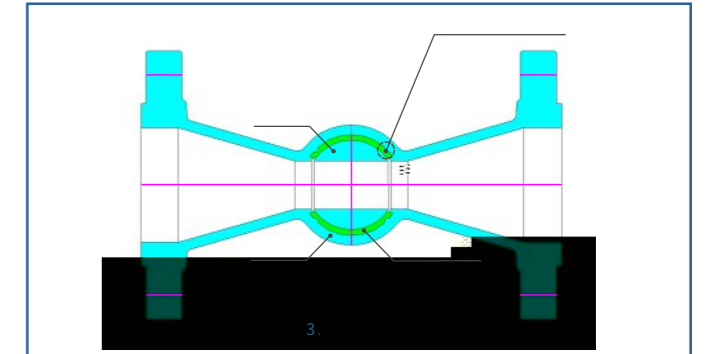
NEWAY旋塞

()

PTFE

PTFE;密封材料

3



3.

360°

360°

360°密封凸起在

3

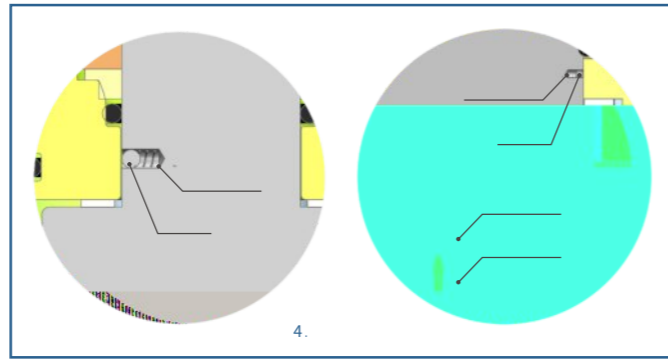


4.

API 6FA

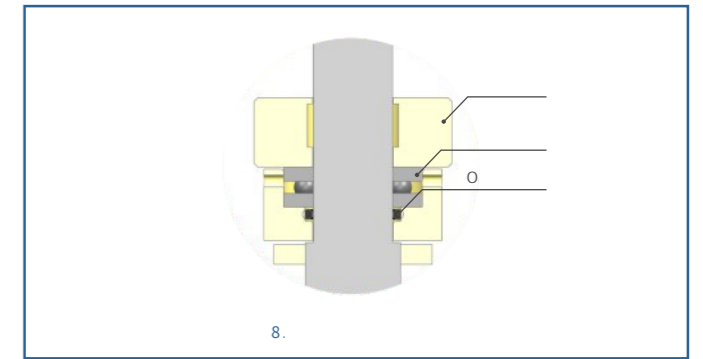
1

4

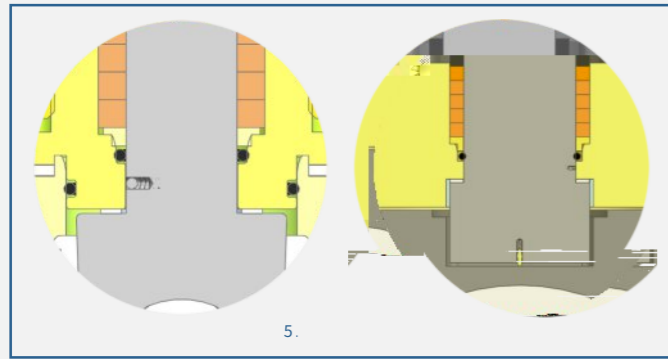


4.

8

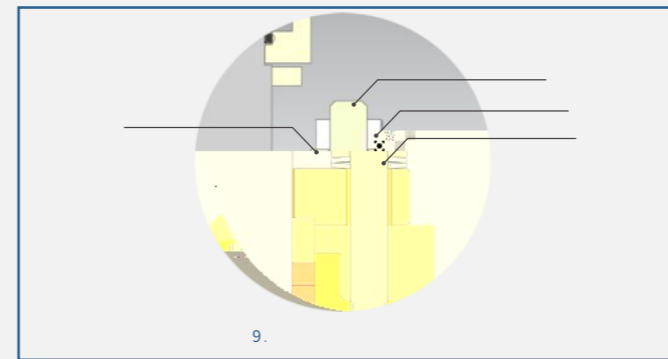


8.



5.

T形 5

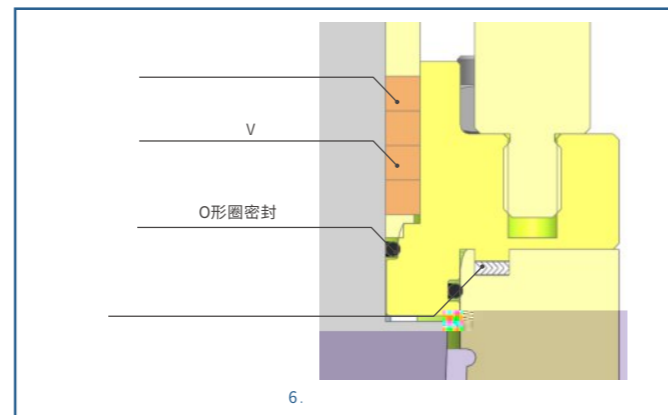


9.

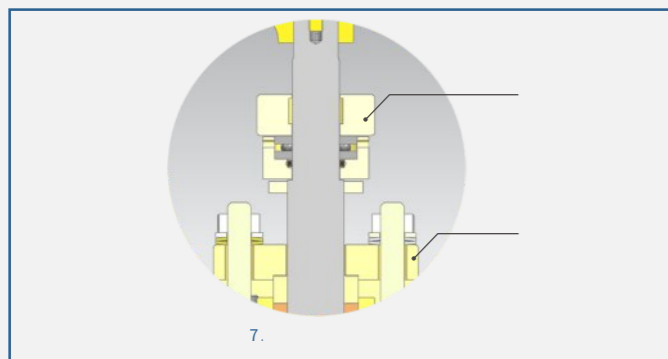
8

PTFE 常 V型 V型填料
 具有非常好的耐 260°C
 填料具有 API622
 B
 6

NEWAY使用的低泄漏
 ISO15848

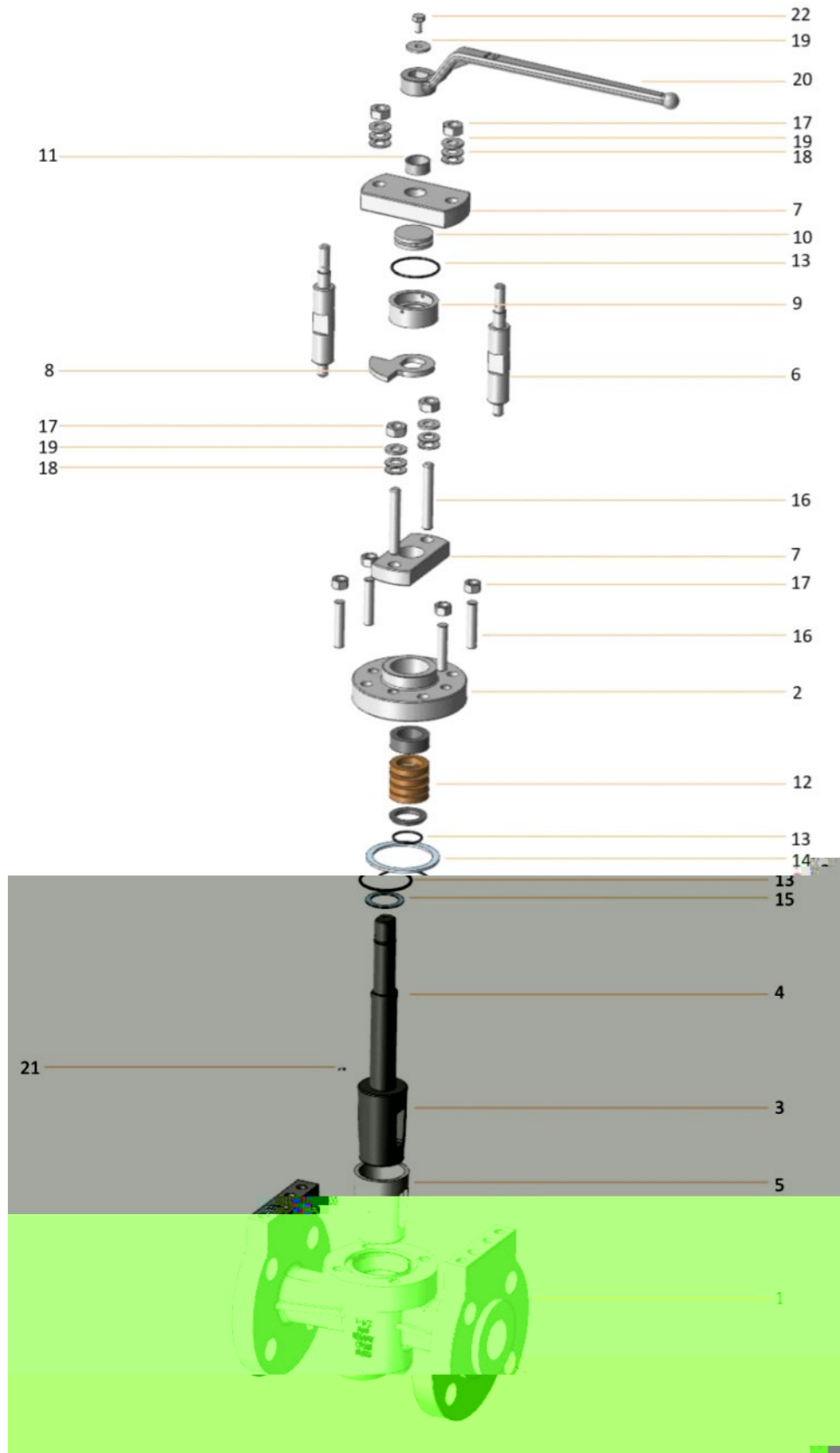


6.

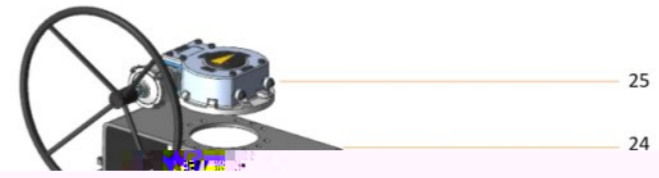


7.

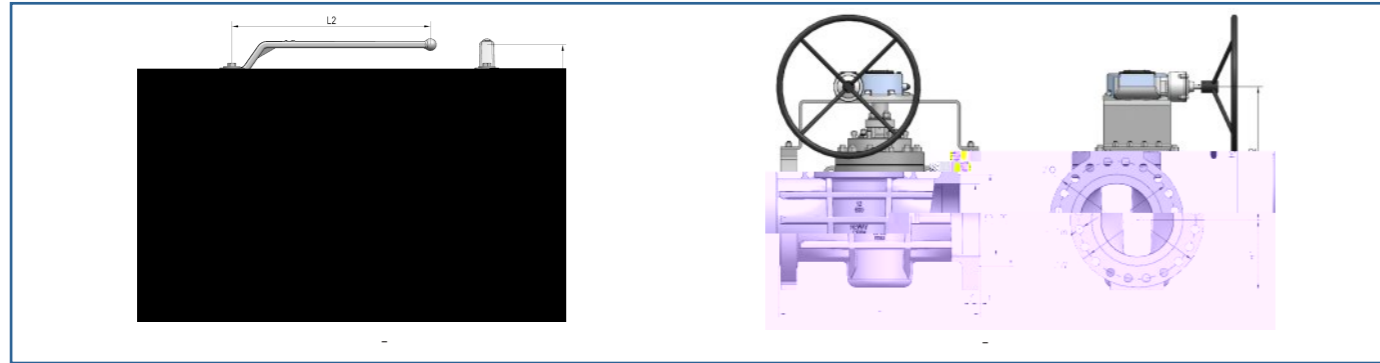
7



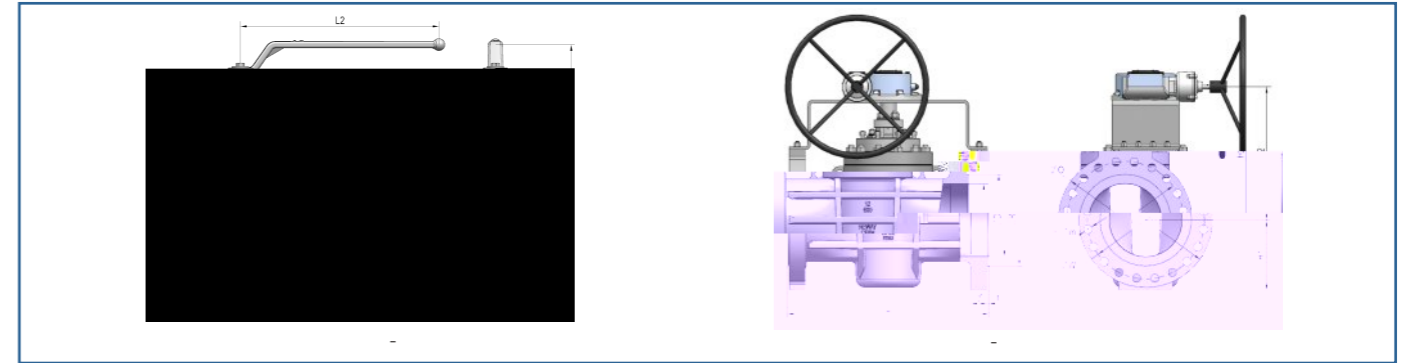
1	
2	
3	
4	
5	
6	
7	
8	
9	
10	
11	
12	
13	O形圈
14	
15	
16	
17	
18	
19	
20	
21	
22	



1	
2	
3	
4	
5	
6	
7	
8	
9	
10	
11	
12	
13	
14	
15	
16	O
17	
18	
19	
20	
21	
22	
23	
24	
25	



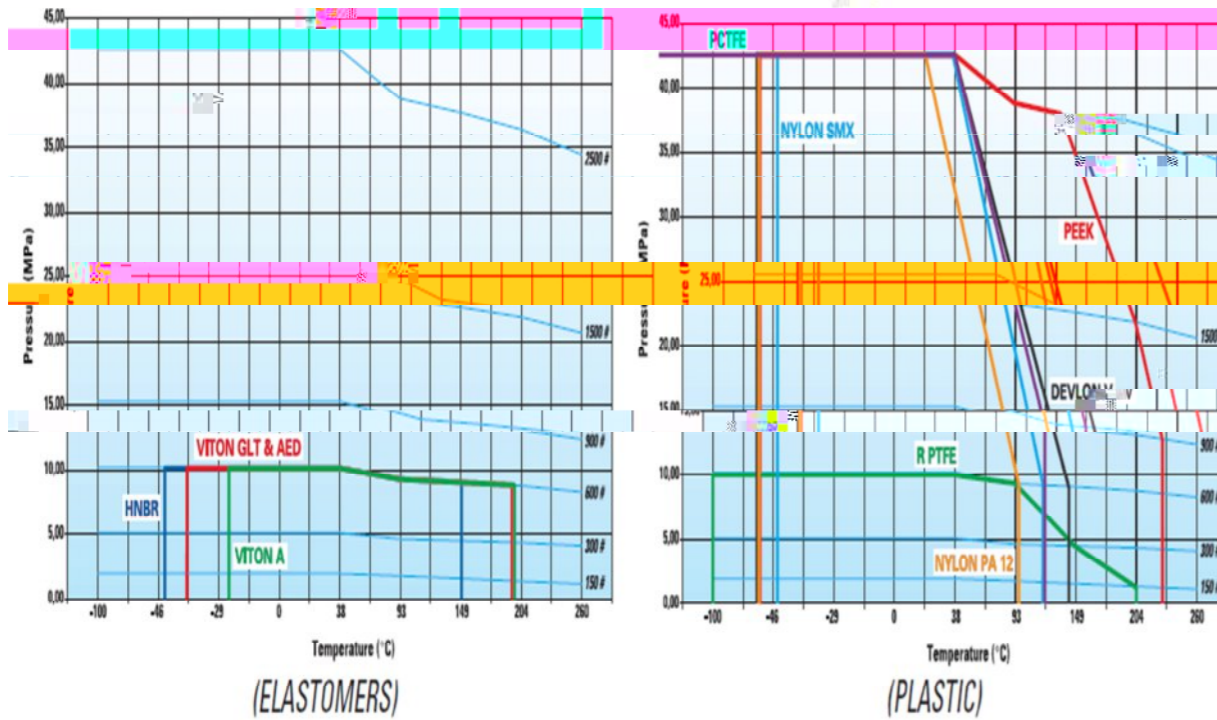
Flanged End / Class 150 (PN20)								
NPS	DN	L	øO	H1	H2	L2		
1/2	15	108	90	45	100	200	1.46	N/A
3/4	20	117	100	50	130	200	1.72	N/A
1	25	127	110	55	160	200	3.39	N/A
1-1/4	32	140	115	57.5	190	250	4.3	N/A
1-1/2	40	165	125	62.5	220	250	6.78	N/A
2	50	178	150	75	250	300	10.43	N/A
2-1/2	65	190	180	90	280	350	16.17	N/A
3	80	203	190	95	310	350	22	N/A
4	100	229	230	115	340	N/A	N/A	28
6	150	267	280	145	370	N/A	N/A	50
8	200	292	345	175	460	N/A	N/A	91
10	250	330	405	235	525	N/A	N/A	135
12	300	356	485	270	575	N/A	N/A	185
14	350	686	535	300	625	N/A	N/A	224
16	400	762	595	350	685	N/A	N/A	482
18	450	864	635	380	755	N/A	N/A	525
20	500	914	700	410	835	N/A	N/A	625
24	600	1067	815	500	925	N/A	N/A	1305



Flanged End / Class 600 (PN100)								
NPS	DN	L	øO	H1	H2	L2		
1/2	15	165	95	47.5	125	250	6.3	N/A
3/4	20	190	115	57.5	150	250	8.7	N/A
1	25	216	125	62.5	175	250	10.5	N/A
1-1/4	32	229	135	67.5	200	350	14	N/A
1-1/2	40	241	155	77.5	220	350	16.6	N/A
2	50	292	165	82.5	255	550	22.1	N/A
2-1/2	65	330	190	95	300	600	29.2	N/A
3	80	356	210	105	325	650	50.8	N/A
4	100	432	275	137.5	350	N/A	N/A	78
6	150	559	355	180	400	N/A	N/A	112
8	200	660	420	215	480	N/A	N/A	189
10	250	787	510	255	535	N/A	N/A	305
12	300	838	560	280	585	N/A	N/A	396

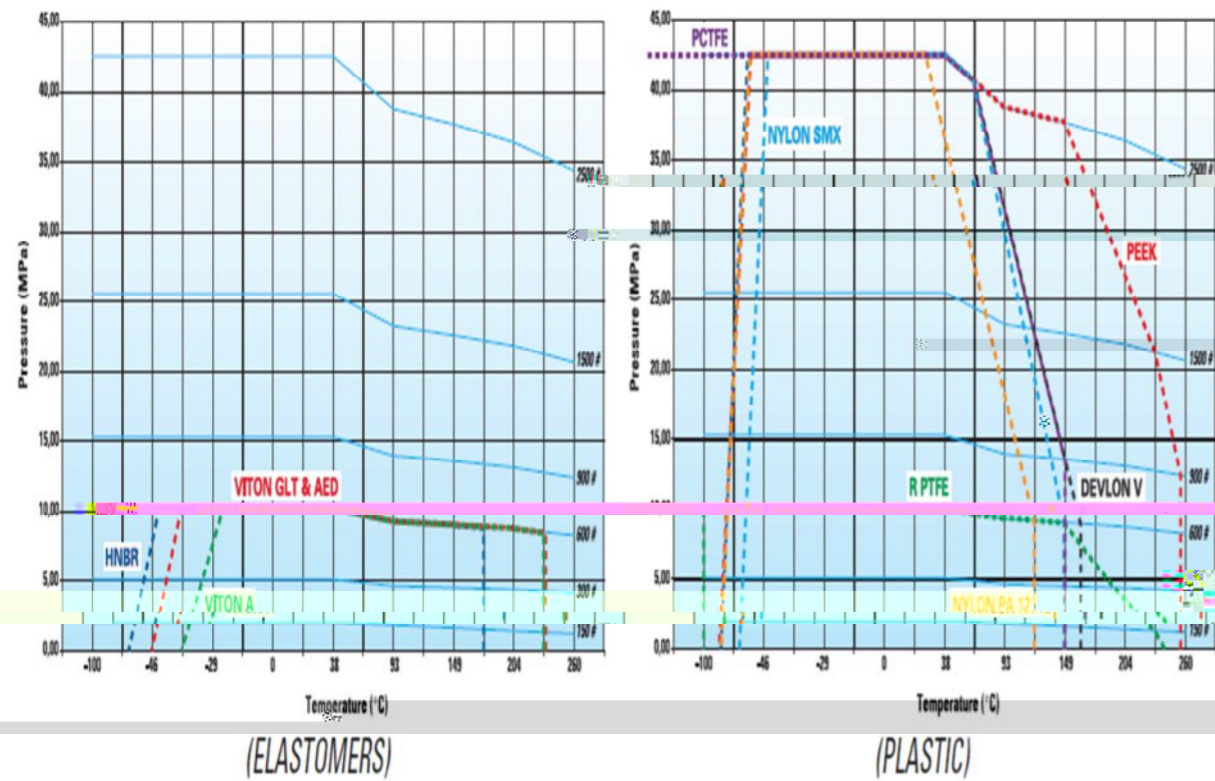
Flanged End / Class 300 (PN50)								
NPS	DN	L	øO	H1	H2	L2		
1/2	15	140	95	47.5	100	200	3.13	N/A
3/4	20	152	115	57.5	130	250	4.69	N/A
1	25	165	125	62.5	160	250	5.74	N/A
1-1/4	32	178	135	67.5	190	300	7.2	N/A
1-1/2	40	190	155	77.5	220	300	10.95	N/A
2	50	216	165	82.5	250	350	14.61	N/A
2-1/2	65	241	190	95	280	400	19.8	N/A
3	80	282	210	105	310	450	32	N/A
4	100	305	255	127	340	N/A	N/A	41.7
6	150	403	320	159	400	N/A	N/A	86
8	200	419	380	195	465	N/A	N/A	140
10	250	457	445	225	530	N/A	N/A	206
12	300	502	520	275	575	N/A	N/A	282

SEAT INSERTS – OPERATING CONDITION*




NPS	150LB	300LB	600LB
1/2	41	55	115
3/4	52	75	145
1	60	95	175
1-1/4	73	115	200
1-1/2	80	135	235
2	88	155	263
2-1/2	99	176	302
3	108	196	342
4	272	482	826
6	565	972	1633
8	1829	2887	4603
10	1949	2932	5479
12	2807	4682	7735
14	4361	N/A	N/A
16	5429	N/A	N/A
18	8228	N/A	N/A
20	10820	N/A	N/A
22	12479	N/A	N/A
24	17482	N/A	N/A

SEAT INSERTS – STATIC/SHORT PERIOD*



Cv

NPS	150LB	300LB	600LB
1/2	1.19	1.19	1.19
3/4	2.54	2.54	2.54
1	4.40	4.40	4.40
1-1/4	7.20	7.20	7.20
1-1/2	10.15	10.15	10.15
2	16.88	16.88	16.88
2-1/2	27.03	27.03	27.03
3	38.50	38.50	38.50
4	70.31	70.31	70.31
6	158.19	158.19	158.19
8	284.04	284.04	284.04
10	446.47	446.47	446.47
12	645.47	645.47	645.47
14	784.30	N/A	N/A
16	1042.11	N/A	N/A
18	1336.48	N/A	N/A
20	1667.43	N/A	N/A
22	2034.96	N/A	N/A
24	2439.05	N/A	N/A



2,295
6,885

2014

230,000
140,061

2006

2013

112,500
98,000

2008

2015



40,000
20,000

2008

3,000
30,000

2017

30,000平方米
19,000平方米(一)
7,000平方米(二)

2020

18个月或

12个月以内(以先到

)